




SHINKO SUPER α Flexo Folder Gluer



SUPER α ALPHA ***FLEXO FOLDER GLUER***

The Super α Alpha High Speed Flexo Folder Gluer meets the industry needs of better feeding performance, tighter print registration, unmatched folding accuracy, quick order change, and high-speed production. Run speeds of up to **375 sheets per minute** and set-up in **under two minutes** can be expected. The Super α Alpha gives you more boxes every minute...period!




Feed Section

The lead edge feeder on the Super α Alpha dramatically increases performance and reliability. Each shaft is Servo controlled for precise feeding.



Print Section

The use of a chambered doctor blade system eliminates uneven, faded colors and covers ink uniformly regardless of machine speed or sheet size. The carrying belt and transfer system have excellent stability enabling high-quality and sharp printing with accurate registration. The Super α Alpha is available with up to six colors.



Slotting and Pre-Creaser


The Super α Alpha's eight shaft slotting section offers perfect creasing and clean slotting, all while creating precise joints. With double slotting units, the operator rarely needs to add or remove knives.

***LABOR AND ENERGY SAVING VERSATILITY,
SPEED AND ACCURACY ARE SYNONYMOUS
WITH THE SHINKO SUPER ALPHA α .***



Edge Grabber Transfer System

Super α Alpha uses a patented transfer system that delivers extremely precise registration while reducing the energy required. There is a single narrow vacuum transfer at the center of each printer. The edge grabber belt system does all the work. This significantly reducing noise, dust, vibration, and power consumption.



Die Cut Section

A full size, soft anvil rotary die-cutter gives flexibility to the Shinko. In addition, a “one-touch” hand hole cutting device with automatic positioning system is standard. No tools are necessary to mount or remove the “one-touch” device.



Folding Section

The Super α Alpha's patented Servo-driven folding section can easier control the boxes. The graduated form rollers create a perfect relationship between scoring and folding for a precise fold.



Counter Ejector

The Super α Alpha Servo-driven top loading downstacking counter ejector, with holding fan, reliably delivers accurately counted precisely squared boxes.

SPECIFICATIONS	925	1125	1227
MAX SPEED	375	330	300
MAX SHEET	34.65 x 98.43	41.34 x 98.43	42.64 x 106.30
MIN SHEET	9.06 x 27.36	10.24 x 29.72	11.42 x 29.72
MAX PRINT AREA	32.28 x 94.49	40.16 x 94.49	42.64 x 102.36



K1-X Jumbo Flexo



K7 io Capable Flexo Rotary Die-Cutter



KLS io Capable Flexo Folder Gluer

GLOBAL
BOXMACHINE

SINCE 1955

1486 St. Paul Avenue
Gurnee, Illinois 60031 USA
847-949-5900 800-621-4343
www.boxmachine.com